

**SOUTH DELHI PUBLIC SCHOOL  
SUMMER VACATION-2026**



**Summer Holiday  
Homework  
Class 5**


**Dear Students,**

The summer holidays are here—a time to relax, explore,  
and enjoy!

Get ready for some...

**Fun, Colourful &  
Full of Learning Adventures!**

The time to cheer aloud,  
The time when you can play,  
On the beach with your loved ones,  
And do what your heart says.  
There's no one here to watch you,  
No sights you need to see,  
Just sunlight through your doorway,  
And sky as blue as can be.  
Summer's finally here,  
So let your worries climb—  
It's the most amazing season,  
Happy summer time.



**Enjoy your holidays, stay safe, and come back refreshed  
and ready for new learning!**

## **INSTRUCTIONS FOR HOLIDAYS HOME WORK: -**

- 1. Holiday Homework is a part of subject enrichment and will be assessed on the basis of creativity and efforts of the students.**
- 2. Write written work of all subjects on A4 sheets.**
- 3. Holiday Homework is given according to roll numbers.**
- 4. Students are encouraged to complete their work in their own unique and creative way.**
- 5. Homework and projects will be evaluated based on tidiness, creativity, and originality.**
- 6. Students should revise all the topics taught so far in every subject.**
- 7. Holiday Homework will be submitted in paper bag as per the given schedule.**

**ENGLISH & HINDI 3/7/26**

**EVS & MATHS 6/7/26**

**COMPUTER & ART 7/7/26**

### **Some points to remember: -**

- ❖ Drink plenty of juice and water to avoid dehydration.**
- ❖ Make hand washing and hygiene a part of your routine.**
- ❖ It's the perfect time to enhance your speaking skills and vocabulary by conversing in English with your family and siblings.**
- ❖ Reading is essential for those who seek to rise above the ordinary.**
- ❖ Spend your quality time reading purposeful books.**
- ❖ A beautiful handwriting makes a good impression. Practice one page of English and Hindi handwriting daily.**
- ❖ Schedule your time for activities so that there is no piling up for the last moment.**



## ENGLISH



- ★1. Visit the following websites under the supervision and guidance of your parents and enjoy doing grammar exercises and games. (For all the students)

<http://learnenglishteens.britishcouncil.org/grammar-vocabulary/grammar-videos>

<https://www.grammarly.com/blog/category/handbook/>

- ★2. Read any one book from the given list:

### Suggestive books for reading:

- ❖ The Race of My Life: An Autobiography Milkha Singh (Athletics)
- ❖ Unbreakable: An Autobiography Mary Kom (Boxing)
- ❖ Playing to Win: Saina Nehwal (Badminton)
- ❖ A Shot at History: Abhinav Bindra (Shooter)
- ❖ The test of my life: Yuvraj Singh
- ❖ Playing it my way: Sachin Tendulkar

### Activity 1 (Roll no. 1-8)

Summarize the following details of the chosen sportsperson from the list given above on an A-3 sized sheet and paste relevant pictures.

- ❖ Family
- ❖ Challenges
- ❖ Inspirations
- ❖ Achievements

### Activity 2 (Roll no. 9-16)

Select your favourite sport/sportsman from the list given above and make flash cards (6inch x 6inch). An example for the same has been given below.

- ✚ name of the sport e.g. (CRICKET)
- ✚ name of sportsman e.g. (SACHIN TENDULKAR)
- ✚ title given to the player e.g. (MASTER BLASTER)
- ✚ word related to sport e.g. (WICKET/ RUN)
- ✚ suitable adjective for the sport e.g. (PATIENCE)

### Activity 3 (Roll no. 17-24)

Make a poster on any one of your favourite sports persons & write a few lines on him/her

### Activity 4 (Roll no. 25 to 37)

Learning about our ancestral roots and family history can be very interesting and help us understand and build on each of our unique identities. Our grandparents are the link to our past they can share with us about the periods they had lived through. So, conduct an interview with your grandparents and write the conversation with them about the kind of games they played in their childhood. The following questions can be asked:

#### Questionnaire -

Q.1.Which options of games were available for them?

Q.2.Which game did they prefer to play and why?

Q.3. How did they enjoy their game?

Q.4. What facilities were available to play outdoor games?

Organise all the information you derive from the answers into a write up on an A-4 sheet. Support your work with pictures of your grandparents and the games they played.

- ★ 3. Ratan Tata was a philanthropist and more than 65% of his wealth is invested in charitable trusts.

The following link will take you to a short video on his life and achievements.

<https://youtu.be/qkHHq4crl2c>

After watching the video, attempt the questions given in the Comprehension Worksheet-1 that follows.

### Comprehension Worksheet -1

#### I. Complete the passage based on the video you have seen:

Ratan Tata completed his school education from The Cathedral & John Connon School, Mumbai. After that, he got a B.S. degree in architect from \_\_\_\_\_ in \_\_\_\_\_. Later in 1975, he went to \_\_\_\_\_

School for a degree in Advanced Management Program.

After joining the Tata group, he initially worked as a general worker in \_\_\_\_\_

Many criticized JRD Tata's decision of making Ratan Tata, his successor in \_\_\_\_\_ because he was not \_\_\_\_\_ at that time. After a flourishing career and successfully launching many new projects, Ratan Tata resigned from his services in the year \_\_\_\_\_ on his \_\_\_\_\_ birthday.

#### II. Answer the following questions briefly, after you have seen the video:

1. In which year, did Ratan Tata start his career in the Tata group?
2. Name any two brands acquired by the Tata group under the leadership of Ratan Tata.
3. Name the two cars launched by the Tata group.
4. Which is the cheapest car in the world?
5. When did Ratan Tata receive the Padma Bhushan?

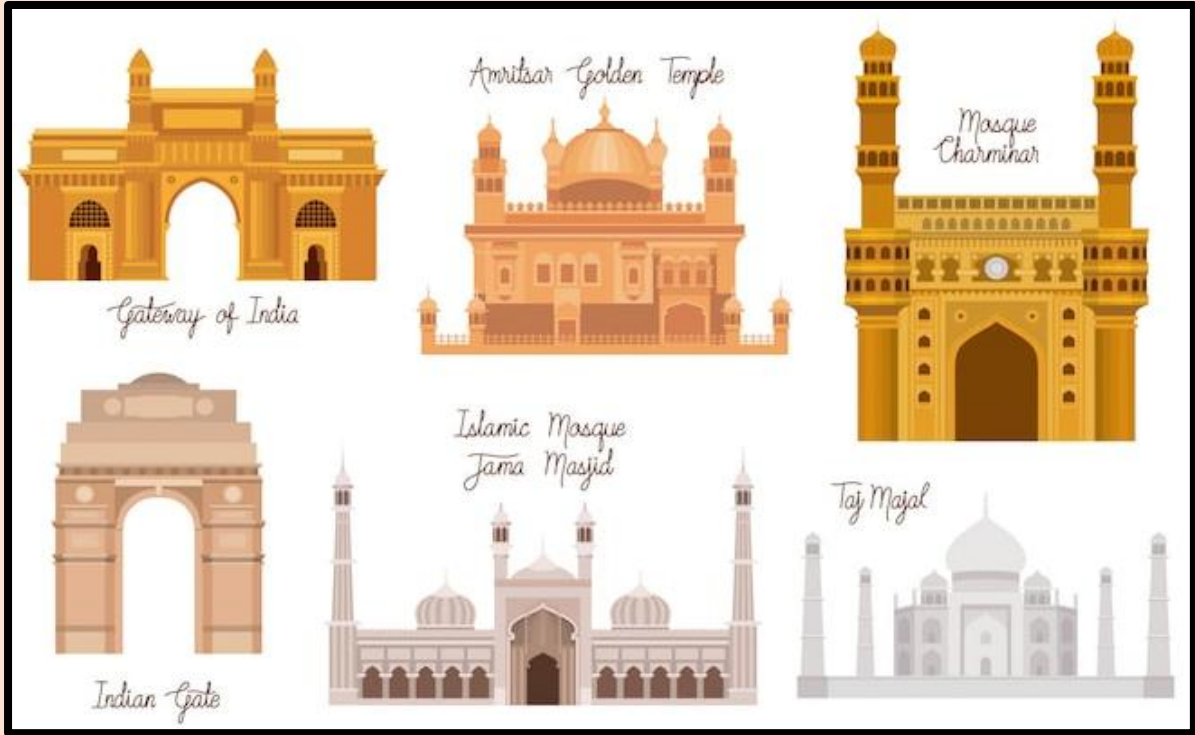





1. Learn questions and answers of lessons 1 and 3.
2. Make posters on the following topics: -
  - a) Any 4 Dances of India (Roll no. 1 to 10)
  - b) Any 4 Famous Monuments (Roll no. 11 to 20)
  - c) Our National Symbols (Roll no. 21 to 30)
  - d) Any 4 Freedom Fighters (Roll no. 31 to 37)



Dances of India



**Famous Monuments**




**National Symbols**




Freedom Fighters

★ 3. Make a model of the following: -

- a) Globe (Roll no. 1 to 10)
- b) Rainwater harvesting (Roll no. 11 to 20)
- c) Aquarium (Roll no. 21 to 30)
- d) Physical Map of India (Roll no. 31 to 37)



Model of Globe




Model of Rainwater harvesting



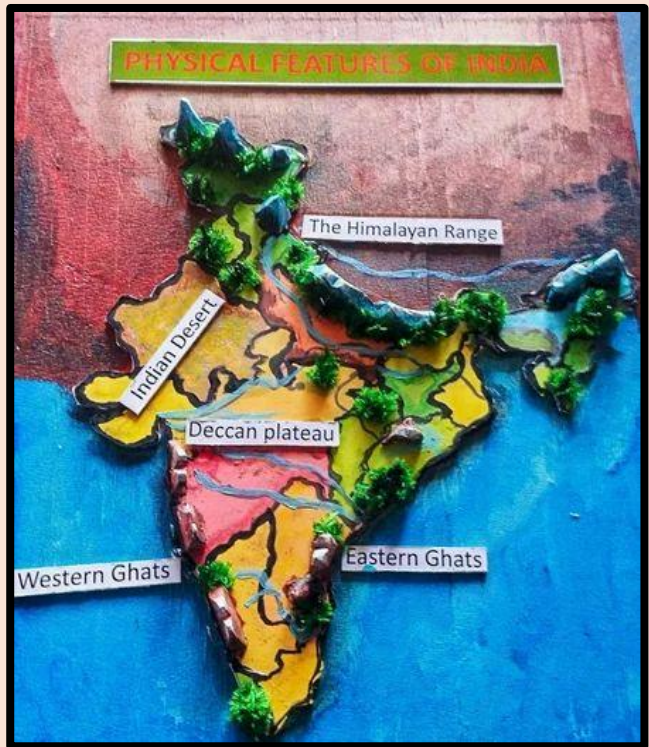


Aquarium





Physical features of India



## MATHEMATICS: -



### General Instructions

- ✚ Use a separate file for holiday homework.
- ✚ Write neatly and clearly.
- ✚ Do all work in your own handwriting.
- ✚ Try to make it colourful and creative 🎨
- ✚ Do the activities according to your roll number.

- ✚ 1. Write Tables 2 to 20
- ✚ 2. Solve Review exercise of Ch-1 and Ch-2

(Roll No-1 to 10)

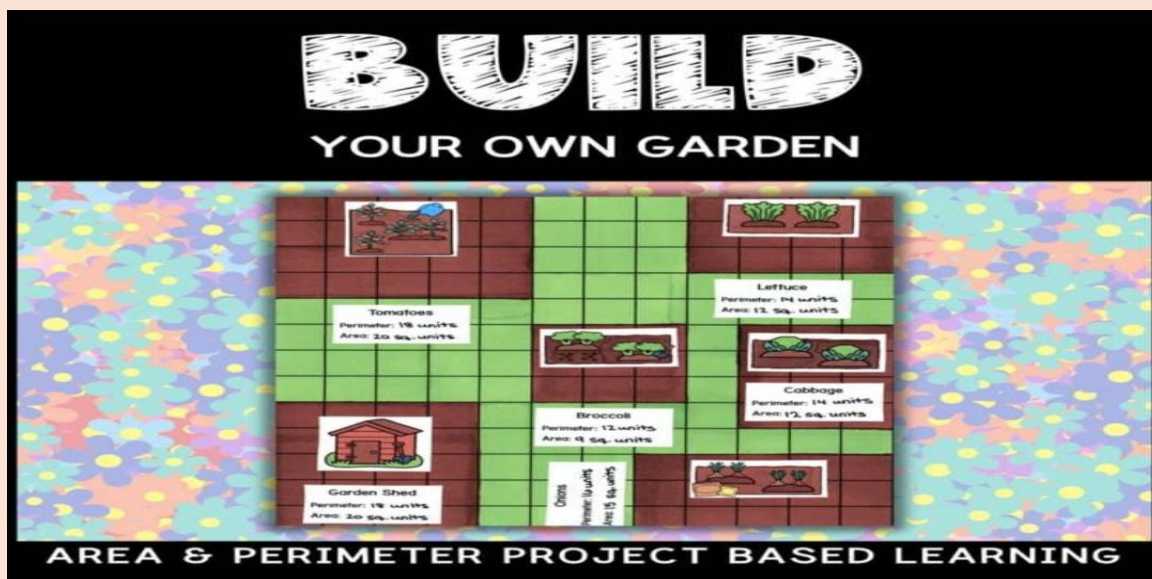


### Perimeter and Area Garden



Make a garden using square/rectangle shapes.

Use thread for perimeter Count squares for area.

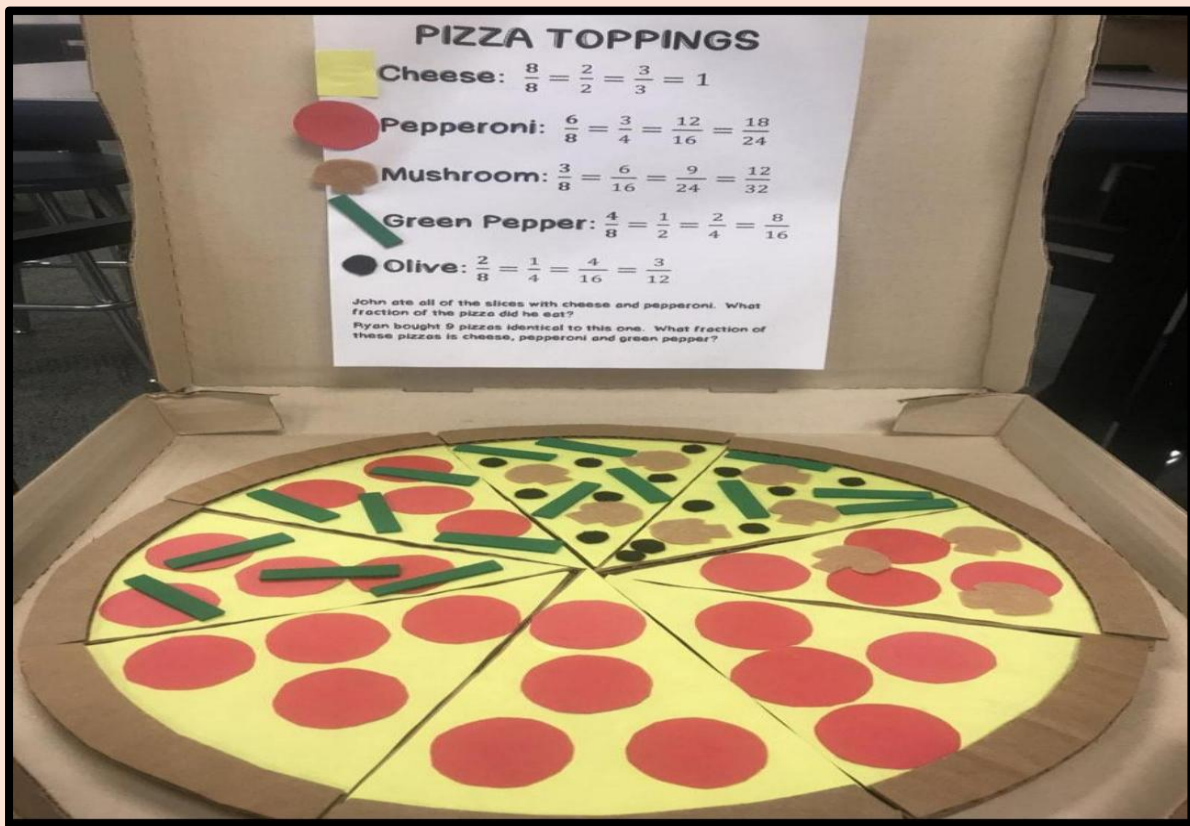


(Roll No-11 to 20)



## Fraction Pizza Model


- \*Cut a circle from cardboard (pizza base)
- \*Divide into slices ( $\frac{1}{2}$ ,  $\frac{1}{4}$ ,  $\frac{1}{8}$ )
- \*Label each fraction
- \*Use colours or toppings for decoration



(Roll No-21 to 30)



## Place Value Model



**Concept: Place Value (Indian system)**

👉 **How to make:** Use thermocol glass to label places  
(Ones, Tens, Hundreds, Thousands, Lakhs)

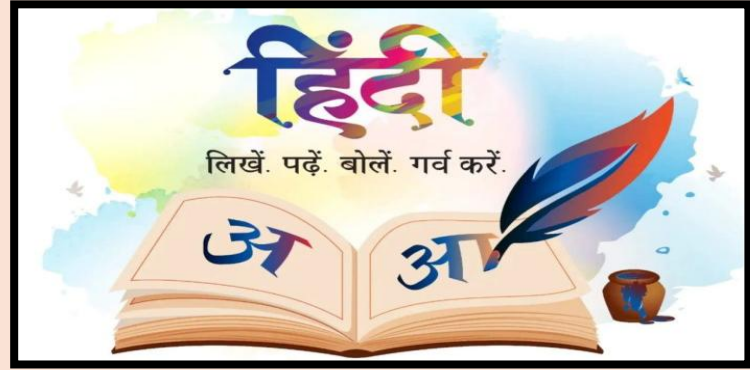
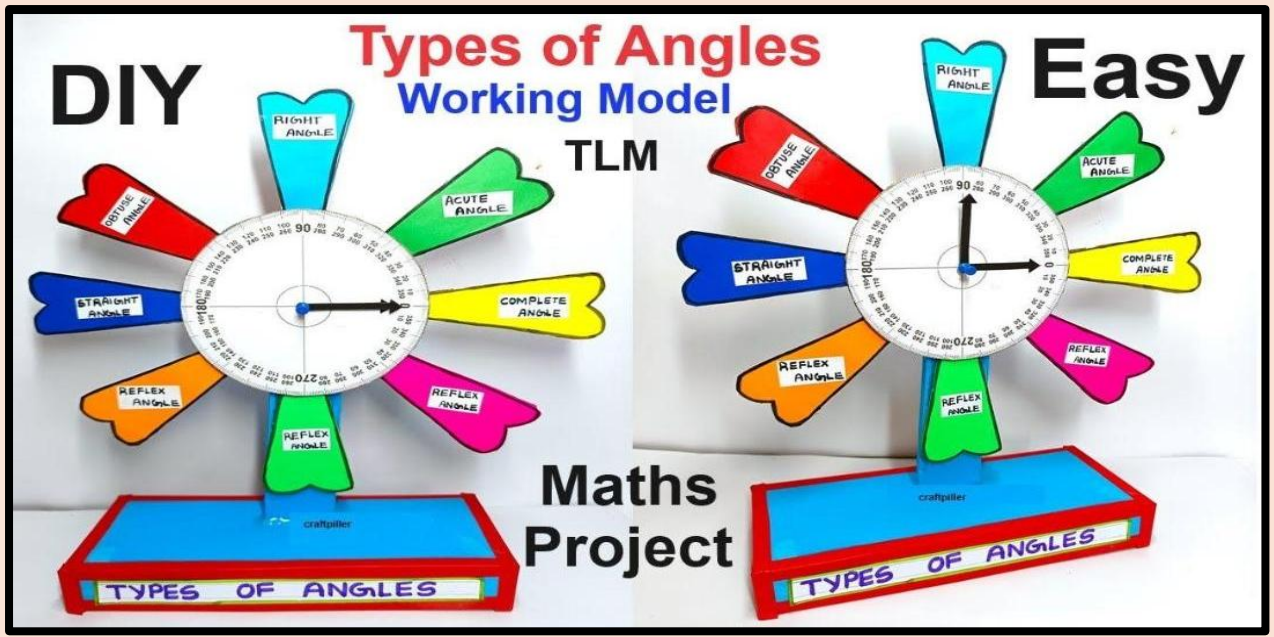
**(Roll No-31 to 38)**

👉 ⌚ **Angles Model Clock**

**Concept: Types of angles**

**How to make:** Create a clock with movable hands

**Show acute, right, obtuse angles.**



हिंदी:-

1. प्रतिदिन एक पृष्ठ पेज सुलेख लिखिए|( एक छोटी कॉपी में )
2. बाँसुरी हिंदी पाठमाला से पाठ 1 और 2 के शब्द -अर्थ लिखिए और याद कीजिए| गुलमोहर हिंदी व्याकरण के पाठ 1 और 2 का अभ्यास कार्य याद कीजिए|

हिंदी परियोजना कार्य:-

★ (रोल न: 1 से 10 तक परियोजना न: 1 करें)

1. किंही पाँच भारतीय राज्यों की पारंपरिक वेशभूषा के चित्र (A 3 शीट पर) चिपका कर उनके नाम हिंदी में लिखिए ।



(रोल न: 11 से 20 तक परियोजना न: 2 करें)

★ 2. किंही पाँच मुहावरों के फ्लैश कार्ड बनाइए जिसमें गणित के अंकों का प्रयोग हो, उनके चित्र चिपका कर उनके अर्थ भी लिखिए ।



(रोल नः 21 से 30 तक परियोजना नः 3 करें)


★ 3. विलोम शब्द/ पर्यायवाची शब्द/ विशेषण/ विराम चिह्न में से किसी एक विषय पर प्रोजेक्ट बनाइए ।





(रोल न: 31 से 38 तक परियोजना न: 4 करें)

★ 4. अकबर और बीरबल की कोई एक कहानी हिंदी में लिखिए और चित्रों से सजाइए |



## Art & Craft:-



## Activity:-

1. Make a headband with any one National Symbol pasted on it .


(All students will make it )



## COMPUTER SCIENCE:-



### 1. ACTIVITY:-



(Roll No-1 to 12)

- ✚ Create a presentation on the topic" Air Pollution" and paste on A3 size sheet

(Roll No-13 to 24)

- ✚ Create a PowerPoint presentation on the topic" Life Under water" and paste on A3 size sheet

(Roll No. 25 to 37)

✚ Make a poster on “Safe Use of Internet for Kids”.



2. Create a birthday invitation card using Word. (All Students)

**SUMMER VACATIONS FROM 18<sup>TH</sup> MAY  
2026(Monday) TO 30<sup>TH</sup> JUNE  
2026(Tuesday).  
THE SCHOOL SHALL REOPEN FOR ALL  
CLASSES ON 1st JULY 2026 (Wednesday)**

